

# STUDENT SAFETY TIPS HANDBOOK



# Student Safety Tips

1. Register your valuables with Immobilise and your bike with BikeRegister.
2. Always lock your doors and windows when leaving your property.
3. Plan your journeys home and know how you're getting back after a night out.
4. Stay on well lit routes when walking in Oxford and around campus.
5. Keep a list of emergency contacts in your phone, including our number, 01865 483060.

**Security is available  
on campus for  
emergency support  
24 hours a day!**








# Personal Safety

- Stay together: If you go out with a group of friends, stick together and look after one another.
- Be discreet: Avoid drawing attention to your valuables and be wary when getting your phone out in public.
- Plan your journeys: How are you getting there? More importantly, how are you getting back?
- The right path: When walking to and from places, stick to busy routes - avoid poorly lit areas and alleyways.



## Hollie Guard

*Turn your smartphone into an advanced personal safety device!*

-  Live journey tracking, shareable with your chosen contacts
-  Notify others automatically when you get home safely
-  Set a timer that alerts others if you don't cancel it
-  Raise an alert to your emergency contacts if needed
-  Record photo evidence if an incident occurs

# Protect Your Belongings

- You know your possessions are valuable - so do others.
- Never leave your items unattended, not even for a moment.
- Password - protect, laptops, tablets, and mobile phones.
- Register your valuables at [www.immobilise.com](http://www.immobilise.com)



# Accommodation Security

- Lock your doors and windows when you leave.
- Hide your valuables when you are not using them. Ensure that nothing is left in view.
- Never let anyone in that you do not know.
- Do not post on social media before or during any time away.
- Keep your keys in a safe place at all times.



# Bicycle Security

- Use a D-Lock. Discounted D-Locks are available from Security Services at [www.brookes.ac.uk/security](http://www.brookes.ac.uk/security)
- Lock your bike in a well lit area with CCTV coverage.
- Ensure both wheels and the frame are secured to a cycle stand or another immovable object.
- Register your bike at [www.bikeregister.com](http://www.bikeregister.com)



# SEE IT. SAY IT.

## Report an incident

- Report suspicious activity, anti-social behaviour, abandoned cycles or other vehicles.
- Report with contact details or anonymously.

## Need help now?

- Emergency support 24 hours a day.
- If you need immediate assistance on/around campus, please contact Security Services.

[www.brookes.ac.uk/security](http://www.brookes.ac.uk/security)



01865 483060




security@brookes.ac.uk



@Securitybrookes

## **Save our contact details and follow us on social media**

We'll add you to our monthly giveaways automatically!



**SECURITYBROOKES**

**☎ 01865 483060**

**✉ security@brookes.ac.uk**

**🐦 @securitybrookes**