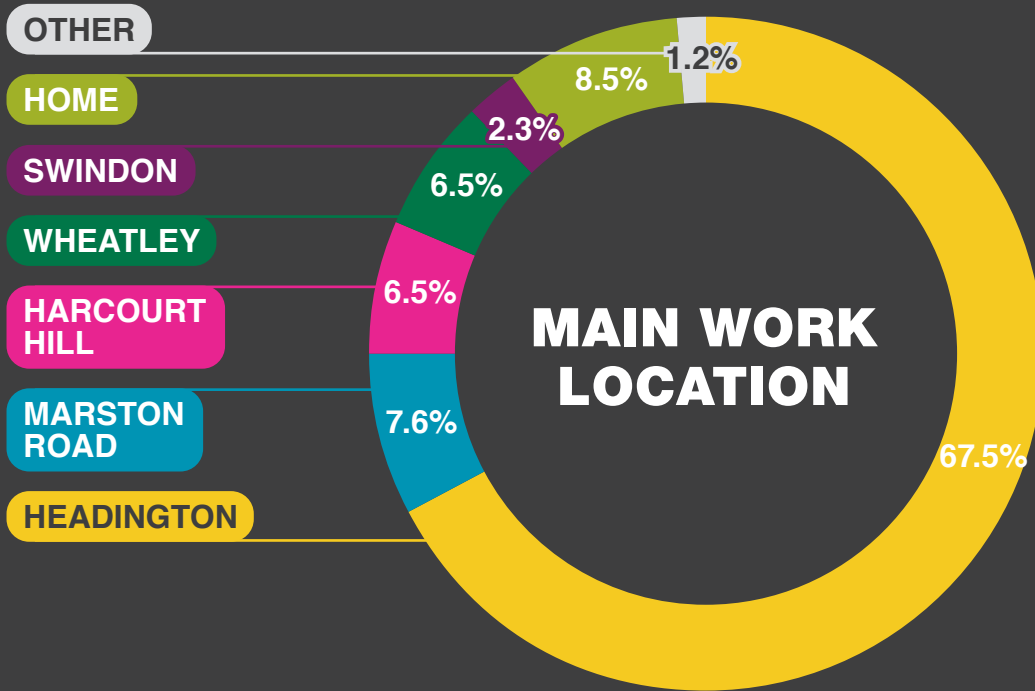


2022 STAFF **TRAVEL SURVEY** **SUMMARY**

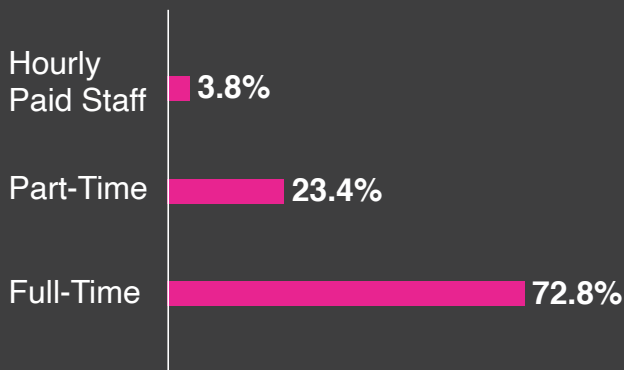
CHARACTERISTICS OF RESPONDENTS



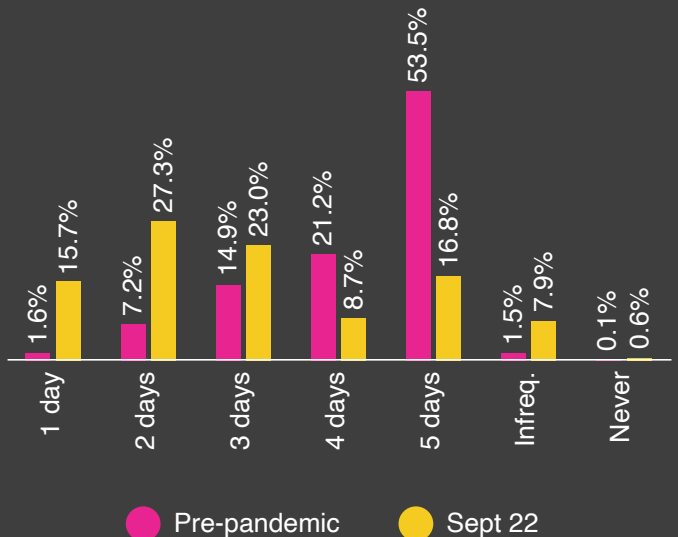
1,114 staff responded to the survey; that's a response rate of 50%.



WORKING HOURS

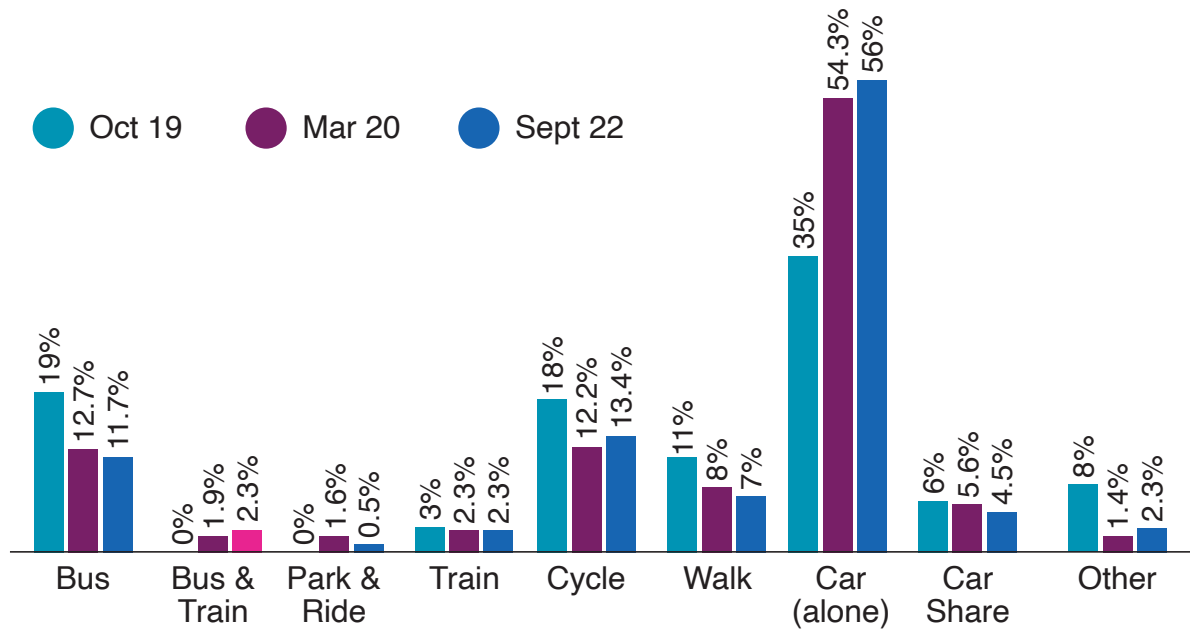


IMPACT OF THE COVID-19 PANDEMIC ON AGILE WORKING



HOW DO STAFF TRAVEL?

TRENDS IN COMMUTING MODE CHOICE



Cycling down from 18% in 2019 to **13.4%** in 2022



Walking down from 11% in 2019 to **7%** in 2022



Bus down from 19% in 2019 to **11.7%** in 2022



Car alone up from 35% in 2019 to **56%** in 2022

MODE SHARE BY CAMPUS (STAFF)

	HEADINGTON & MARSTON	HARCOURT HILL	WHEATLEY	SWINDON
BUS	11.2%	17.4%	3.0%	0.0%
OTHER PT	5.2%	4.3%	1.5%	5.9
CAR (ALONE)	54.5%	66.7%	82.1%	76.4%
CAR SHARE	5.3%	0.0%	0.0%	11.8%
CYCLE	14.2%	7.2%	13.4%	5.9%
WALK	7.8%	4.3%	0.0%	0.0%
OTHER	1.8%	0.1%	0.0%	0.0%

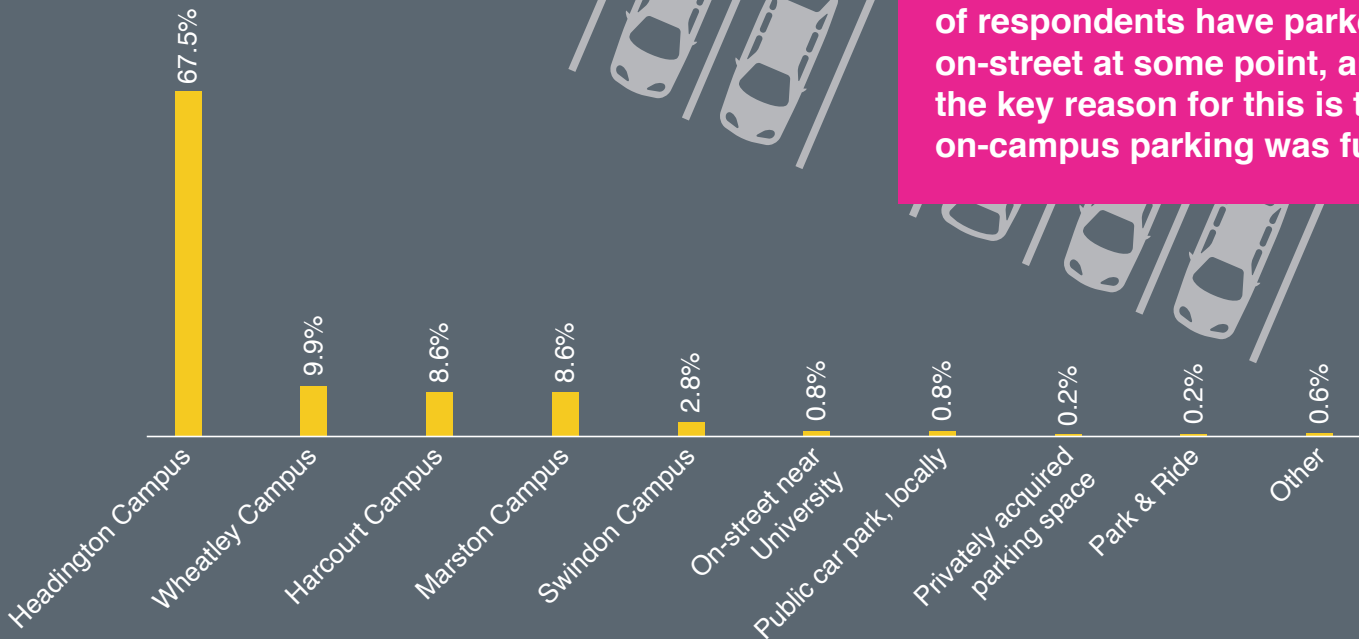
CAR DRIVERS

WHY DO STAFF DRIVE?

Nearly 1/2 of respondents have a caring responsibility; around 1/3 of those that drive to work suggests this is a factor in how they travel.

Other popular reasons for driving alone include: length of journey, public transport takes too long and journey time reliability, with no practical alternative and flexibility also frequently cited.

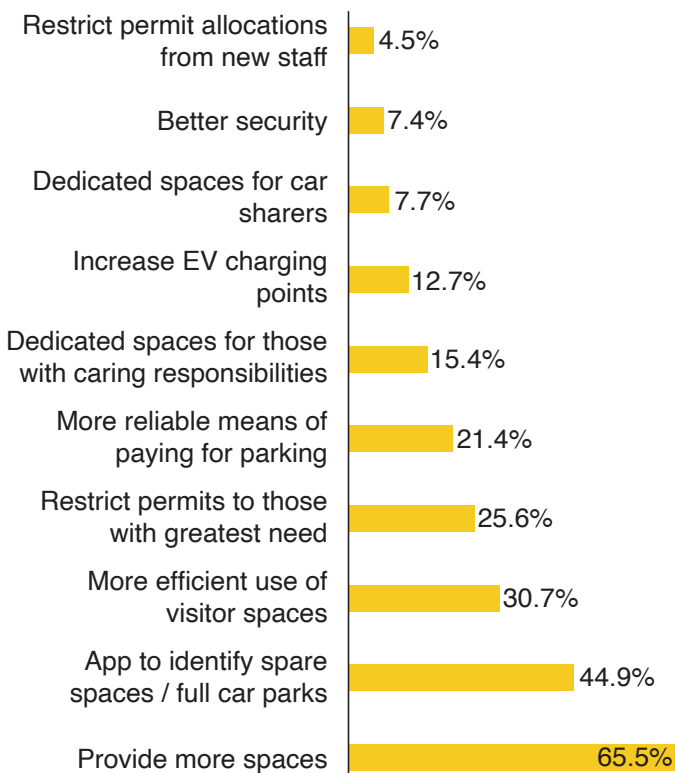
WHERE DO STAFF PARK?



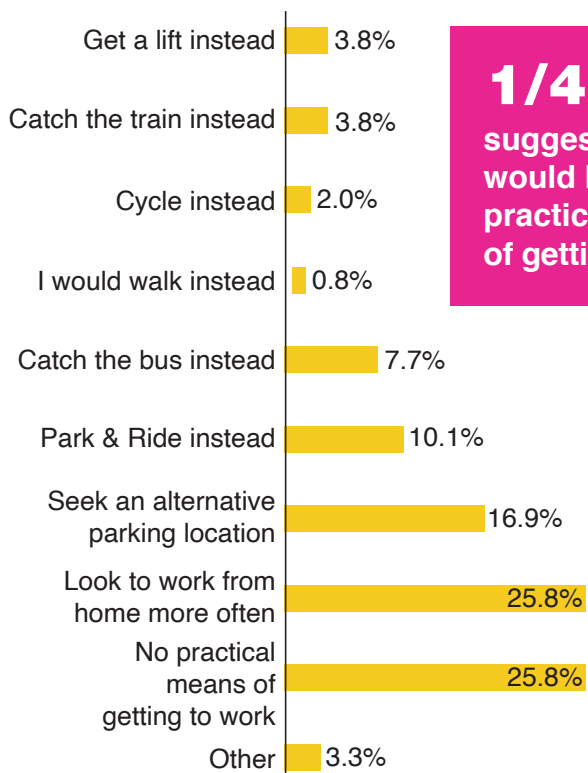
42.3%

of respondents have parked on-street at some point, and the key reason for this is that on-campus parking was full.

HOW MIGHT THE UNIVERSITY IMPROVE CAR PARKING?




WHAT IMPACT WOULD LACK OF PARKING HAVE ON STAFF?



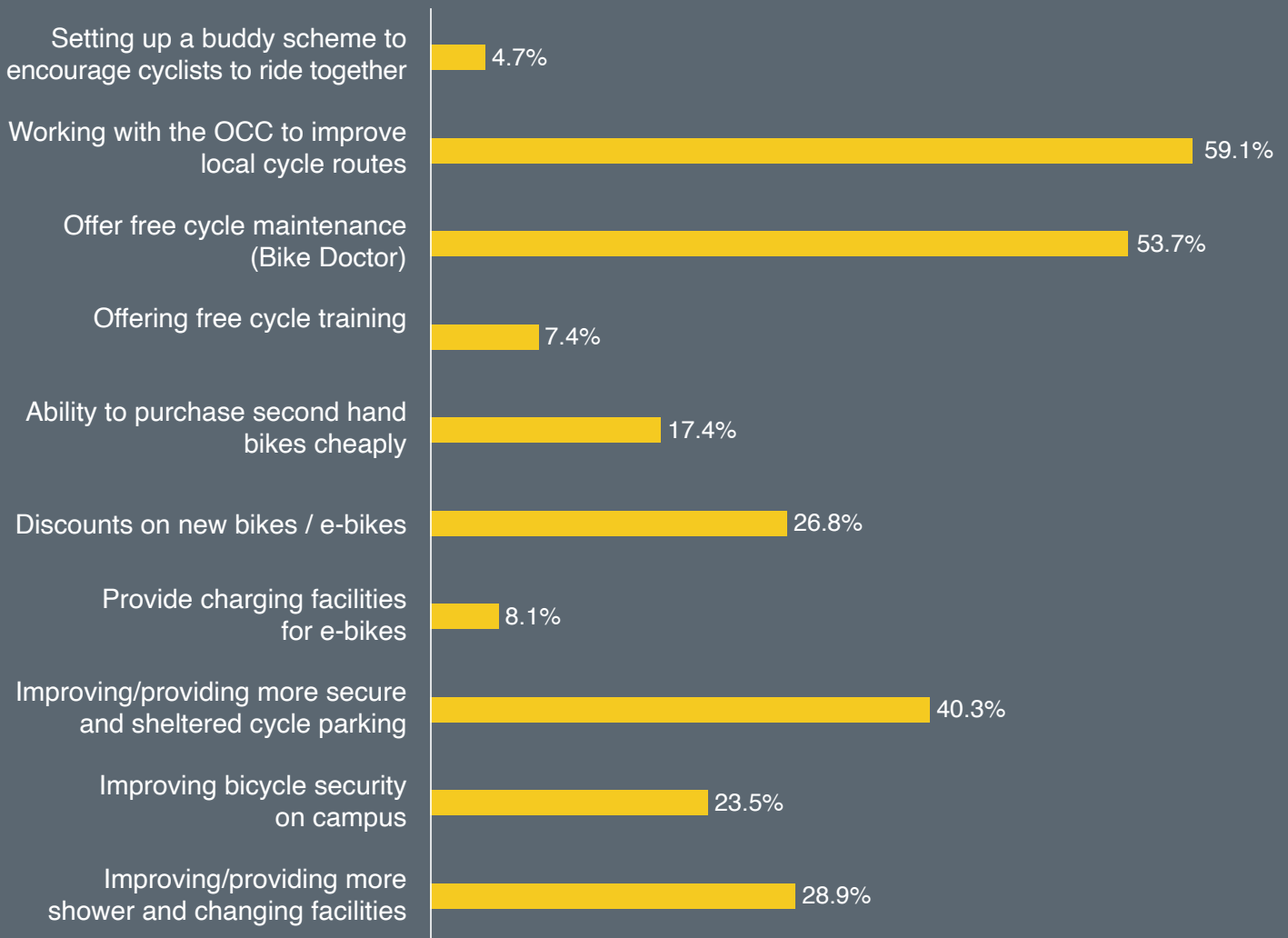
1/4

suggest they would have no practical means of getting to work.



CYCLISTS

WHAT DO STAFF CYCLISTS WANT TO SEE TO SUPPORT THEM?



A public bike repair stand with pump would be useful for small emergency maintenance needs. ”



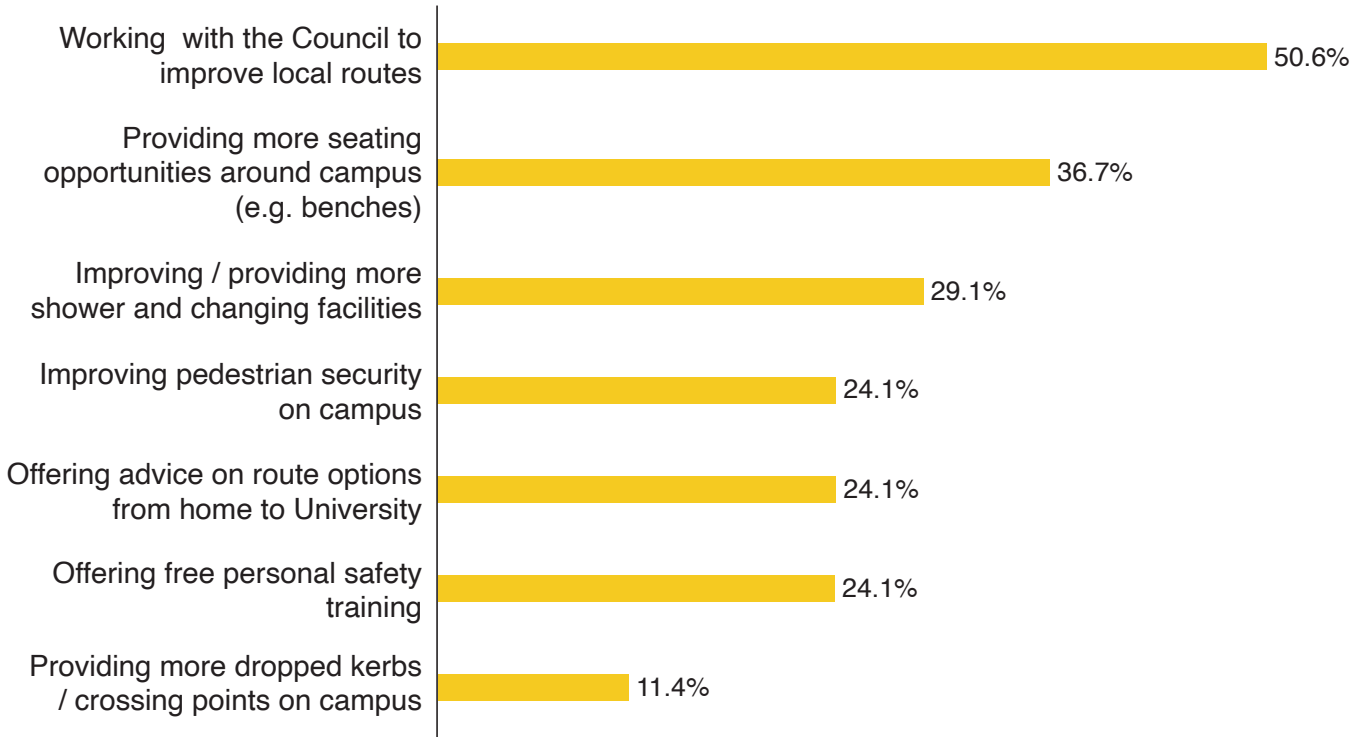
The door to enter the bike park near the Lloyds building is much too heavy and should be automated. ”



A drying room, in order for cyclists to dry wet clothes during the day. ”

PEDESTRIANS

WHAT DO STAFF THAT WALK WANT TO SEE TO SUPPORT THEM?



Better lighting around Campus, particularly in quieter areas would help to make those travelling on foot feel safer. ”



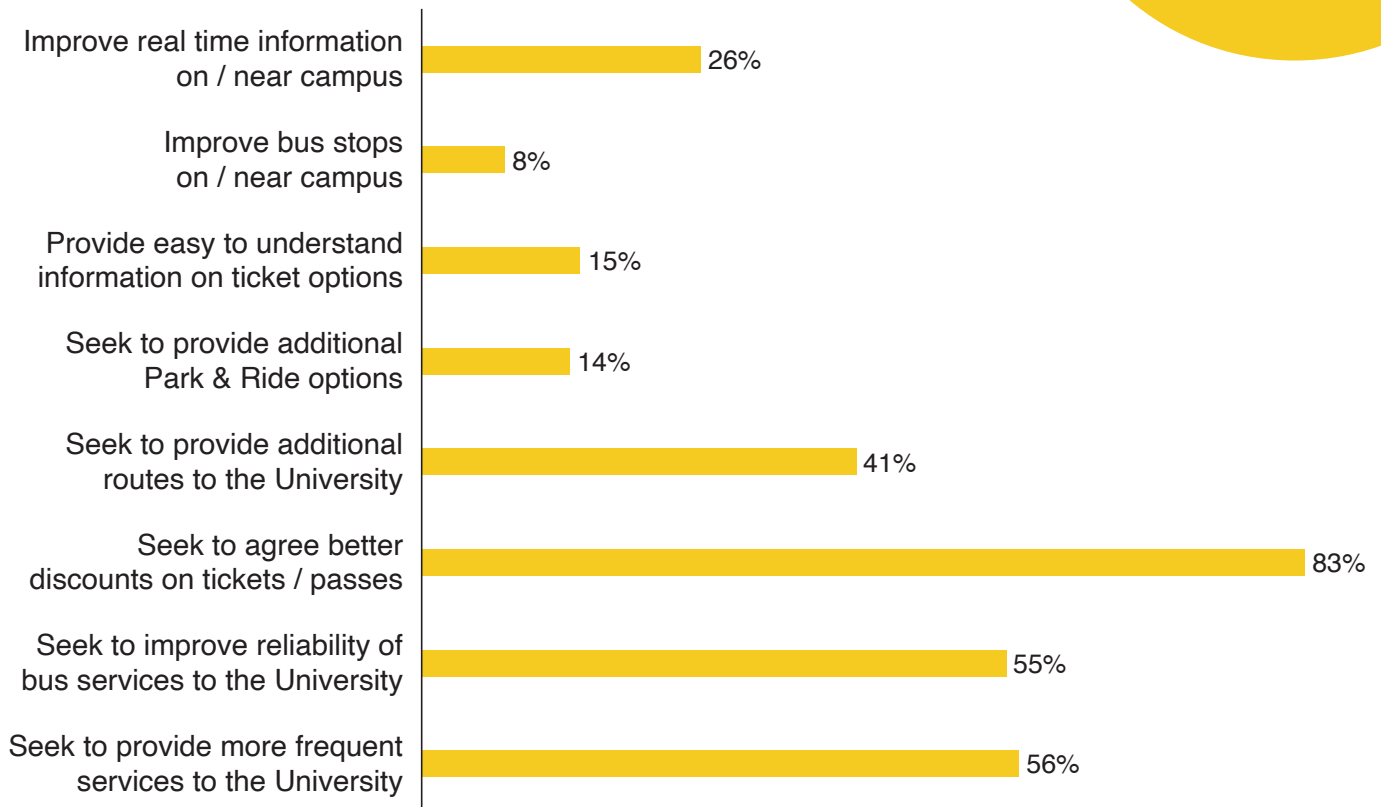
Campus maps should include walking routes to/through the Campus. ”



Improved routes / lighting through South Park. ”

BUS USERS

WHAT DO STAFF BUS USERS WANT TO SEE TO SUPPORT THEM?



Bus timetable reduces significantly out of term time, which impacts the number of services to/from the University.



Provide additional waiting areas to accommodate large numbers of people waiting for the bus at peak times.



Tickets should be transferable between different bus operators which operate along the same route.



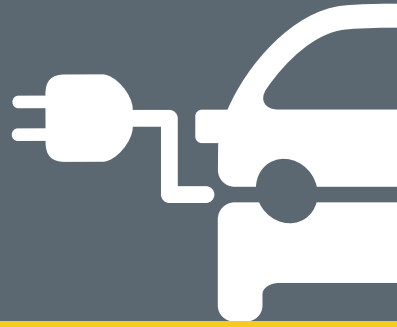
Improve the X1 service frequency and times when it operates, limited services between 08:00-09:00 and 16:00-17:00.

ELECTRIC VEHICLES

Over

40%

of drivers are considering switching to an electric or hybrid vehicle when they make their next car purchase. The University is investing heavily in new EV charging infrastructure as part of the Headington Hill development plans.



BROOKESbus

Around 1/3 of respondents have used the BROOKESbus services in the last term.

YOUR FEEDBACK



BUSINESS TRAVEL

A quarter of respondents suggested their role requires them to travel for business, with around half of these travelling internationally.



57.3%

consider the environmental impacts when choosing how they travel for business.

42.2%

consider the environment in making decisions about how frequently they travel for business.



For more information or a report on the travel survey results in full, contact transport@brookes.ac.uk

OXFORD
BROOKES
UNIVERSITY